


# How to Create a Mathscribe Gradebook

1. First, you'll need to sign in with your Google account on the 'My Classes' page: <https://mathscribe.com/my-classes.html>. We don't store your personal info on our site, but this will allow you to save your progress on any lesson you complete and create unlimited gradebooks for your classes.

Please sign in: 

Join class #  using password :   
(Get the class number and four letter password from your teacher.)

[Browse all courses](#) (Use this link to explore courses or to create a new class.)


2. You can click the 'Browse all courses' link on that page to navigate to our course listing. Here, you'll want to select a course and click on 'Teacher View.' For the purposes of this example, we'll select 'Common Core Algebra 1.'

From the table below, you can either browse our interactive textbooks as a student sees them, or get a teacher's overview of entire lessons and related Common Core standards. Also, from a **Teacher View**, a teacher can sign in and then create a class gradebook. When evaluating Mathscribe on a trial basis, you may want to set up a gradebook covering a single chapter of one of our courses, which you can do from a **Teach One Chapter** link. In either case, students can then join the class using the [My Classes](#) link here or at the top right, and then the teacher can use either My Classes link to track students' progress. You can see this in our [sample gradebook](#). You can also see our [detailed instructions for creating a gradebook](#), or simply [contact us](#) for advice and help.

<a href="#">Common Core Algebra Preparation</a> (ideal for summer schools)	<a href="#">Teacher View</a>	<a href="#">Teach One Chapter</a>
<a href="#">Common Core Algebra 1</a>	<a href="#">Teacher View</a>	<a href="#">Teach One Chapter</a>
<a href="#">Common Core Algebra 1 - Grade 8 (Accelerated)</a> (includes the Pythagorean Theorem)	<a href="#">Teacher View</a>	<a href="#">Teach One Chapter</a>
<a href="#">Common Core Grade 8 Mathematics</a> (in development)	<a href="#">Teacher View</a>	<a href="#">Teach One Chapter</a>

3. At the top of the page, click 'Create a Gradebook for a New Class.' **If you would like to create multiple classes, you will need to return to this page and click the**

'Create a Gradebook for a New Class' button again.

 Courses Why Mathscribe Our Impact About Us Contact My Classes

## Common Core Algebra 1

These interactive lessons use dynamic graphing and guided discovery to strengthen and connect symbolic and visual reasoning. They give the student a hands-on visual exposition of all Common Core Algebra 1 topics, reinforced by adaptive exercises and randomly generated tests. All exercises and tests are checked and graded automatically. Hover the mouse over a link below to see an example from that lesson, or click on a test link to see a concise summary of a group of lessons. Relevant standards are listed after each lesson's exercises, with a ' (prime) denoting a distinct link. We also provide a [course glossary](#).

The Common Core and other standards cover many algebraic topics before the first actual High School Algebra course. Therefore, students may have already completed many of the lessons and exercises below in an earlier grade, or in a [summer preparatory course](#). If so, those assignments will be treated as already completed in this course also.

Students should have scratch paper available, access to (software or hardware) numeric calculators except during the Arithmetic Review chapter, and other students or a teacher to ask for help when they are stuck. All students are encouraged to both give and receive mathematical explanations with their peers. If you are not Ashley Varela then [click here to sign out](#).

[Create a Gradebook for a New Class](#) Please [send us](#) your comments, questions and suggestions.


### Chapters

- [Arithmetic Review](#)
- [Variables, Expressions, and Simple Equations](#)
- [Linear Graphs](#)
- [Inequalities, Absolute Value, and Square Roots](#)
- [Descriptive Statistics](#)
- [Systems of Linear Equations or Inequalities](#)
- [Quadratic Expressions, Graphs, and Equations](#)
- [Exponential Growth and Decay](#)
- [Functions](#)

### Chapter 1: Arithmetic Review

- 1.1. [Arithmetic on a Grid](#): Counting unit squares. Sum, difference, product, quotient.
  - 1.2. [Two-Digit Addition](#): Two-digit numbers shown as  $a(10) + b$  on grid. Addition with regrouping, carrying.
- Exercises: [addition](#)

4. You should then be redirected back to your 'My Classes' page. On the right side of the screen, you'll see a dropdown menu for lessons and exercises/tests. This will allow you to decide which lesson your students will start and end with (for the whole school year, not a single class session). Of course, we recommend that you have your students start at the beginning of the course and work their way through to the end.

 Courses Why Mathscribe Our Impact About Us Contact My Classes

## My Classes

If you are not Ashley Varela then [click here to sign out](#).

138 <a href="#">UvRs</a>	<a href="#">Common Core Algebra 1</a>	<a href="#">Gradebook</a>	<div style="border: 1px solid black; padding: 5px;"><div style="display: flex; justify-content: space-between;"><span>Arithmetic on a Grid</span><span>to</span></div><div style="display: flex; justify-content: space-between;"><span>Functions Test</span><span></span></div><div style="text-align: center; margin-top: 5px;"><input type="button" value="Save Changes"/></div></div>
-----------------------------	---------------------------------------	---------------------------	---

Give a class number and four letter password above to your students, so they can join that class. To change a class' password, click on the old password above.

Join class #  using password :

(Get the class number and four letter password from your teacher.)

[Browse all courses](#) (Use this link to explore courses or to create a new class.)

5. It is important to note that in the far left of the screen, we provide you with a class number and hyperlinked password for each gradebook you create. Your students will need both the class number and password to sign into your class.

## My Classes

If you are not Ashley Varela then [click here to sign out](#).

<div style="border: 2px solid red; border-radius: 50%; padding: 2px; display: inline-block;">                 138 UvRs             </div>	<a href="#">Common Core Algebra 1</a>	<a href="#">Gradebook</a>	Arithmetic on a Grid <span style="float: right;">↓ to</span> Functions Test <span style="float: right;">↓</span> <div style="text-align: right; margin-top: 5px;"> <input type="button" value="Save Changes"/> </div>
---	---------------------------------------	---------------------------	---

Give a class number and four letter password above to your students, so they can join that class. To change a class' password, click on the old password above.

Join class #  using password :

(Get the class number and four letter password from your teacher.)

[Browse all courses](#) (Use this link to explore courses or to create a new class.)

6. If you click on the 'Gradebook' link in the right column, you'll be able to track the percentage of completed assignments for each individual student, as well as their scores on each of the tests in your class. You also have the option to drop them from a class and give them a final grade. Please note that a student will need to click the 'Finish' button on a lesson, exercise, or test for it to be recorded.

## Gradebook - 64 - Common Core Algebra 1

If you are not Ashley Varela then [click here to sign out](#).

First Name	Last Name	Assignments Done /211	Test /32	Test /30	Test /14	Test /30	Test /32	Test /34 1 student	Test /22	Test /48 1 student	Test /34 1 student	Test /20 1 student	Test /26	Test /58 1 student	Total /591		Final Grade
Ashley	Varela	71, 34%						21, 62%		43, 90%	24, 71%	17, 85%		42, 72%	218, 37%	Drop	

Click a column heading to sort by that column. The "Assignments Done" column shows each student's progress in the course, counting how many assignments have been completed before the first unfinished one. Finally, hover the mouse over individual table cells for more information.

7. Once students begin taking tests, you will be able to see how many times a student takes a particular test. You can then mark their attempt as 'Practice' or 'Monitored.' Anything that is monitored will count toward their grade; if, for example, you mark several of the same tests as monitored for a single student, we will take their highest test score and use that for their grade. Anything marked as 'Practice' will not be counted toward their grade. All tests, both practice and monitored, are randomly generated so the student will not see the same questions twice.

## Verify Tests - 38 - Common Core Algebra Preparation

If you are not Ashley Varela then [click here to sign out](#).

Choose which test attempts were just for practice, and which were monitored. A student may take each test repeatedly. The class gradebook will show each student's best score on each test, using only their monitored attempts.

Name	IP Address	Start	Time	Practice	Monitored	Test
Ashley Varela	73.93.60.35	10/25/2016, 12:53:04 PM	: 5	<input type="radio"/>	<input type="radio"/>	Variables, Expressions, and Simple Equations Test 2
Ashley Varela	73.93.60.35	12/15/2016, 2:28:01 PM	1 : 19	<input type="radio"/>	<input type="radio"/>	Linear Graphs Test
Ashley Varela	73.93.60.35	4/11/2017, 10:17:23 AM	: 2	<input type="radio"/>	<input type="radio"/>	Descriptive Statistics Preparation Test
Ashley Varela	73.93.60.35	4/11/2017, 10:30:36 AM	: 4	<input type="radio"/>	<input type="radio"/>	Systems of Linear Equations Preparation Test

[Current gradebook](#)

8. Finally, in order to have a student join your class, they must also sign into their Google account as you did in Step 1. Then, they will need to enter the class number and password on their 'My Classes' page. When they see their class listed and click on the class link in the middle column, they will be directed to the next lesson, exercise, or test you have assigned for them.

## My Classes

If you are not Ashley Varela then [click here to sign out](#).

38 <a href="#">XeBm</a>	<a href="#">Common Core Algebra Preparation</a>	<a href="#">Gradebook</a>	Arithmetic on a Grid <input type="button" value="↓"/> to Systems of Linear Equations Preparation Test <input type="button" value="↓"/> <input type="button" value="Save Changes"/>
----------------------------	---	---------------------------	--

Give a class number and four letter password above to your students, so they can join that class. To change a class' password, click on the old password above.

Join class #  using password  :   
 (Get the class number and four letter password from your teacher.)

[Browse all courses](#) (Use this link to explore courses or to create a new class.)

If you have additional questions or need to troubleshoot an issue with your gradebooks, please shoot us an email at [avarela@mathscribe.com](mailto:avarela@mathscribe.com).

Ashley Varela Outreach Coordinator, [Mathscribe.com](http://Mathscribe.com)